



DealerNet 2.0 Reference Guide

Quick Reference Guide: February 2015

This is the **short version** of the reference guide with a brief overview of each section. For an in depth overview download our [Full Guide](#).



Navigating DealerNet 2.0

<https://dealernet2.ais-inc.com/>




AIS PRODUCTS CASE STUDIES GSA ABOUT US CONTACT US | SIGN IN | BECOME A DEALER | SHOWROOMS

Announcing DealerNet 2.0!

Welcome to the new DealerNet site! Learn more by viewing the video or login today!

AIS is excited to announce the launch of our DealerNet 2.0 site. We encourage you to try the new site and experience the improved request processes and comprehensive opportunity, design and order management system. Let us know your thoughts or questions, by clicking on the 'Feedback' button located on the right side of the screen. AIS strives to continue improving all of our DealerNet tools and resources for our valued Dealer customers.

Login to DealerNet 2.0 OR Continue using DealerNet 1.0

 DATA	 ACCESS	 TRANSPARENCY
Reduced data entry and duplication	Improved access to key information	Increased status transparency for designs and orders

[Logging In](#)

[Dashboard](#)

[Creating Requests](#)

[Editing Requests](#)

[Tools](#)

[Product Information](#)



DealerNet 2.0

AIS DealerNet Login

The ticket to quick and easy support for all our dealer partners. You must be an AIS Authorized Dealer to enter DealerNet.

Logging In: Enter the same Username and Password you currently use for DealerNet



Registered User Login

User name:

Password: * Required

SIGN IN

Create a DealerNet Account

There are two ways to navigate the main page:
The **Top Navigation** (below) and the **Dashboard** (right)

Top Navigation

The screenshot shows the top navigation bar of the AIS DealerNet interface. It includes the AIS logo with a 'BETA' tag, and several menu categories: DASHBOARD, REQUESTS, TOOLS, and PRODUCT INFORMATION. Under REQUESTS, there are links for Designs, Literature, Opportunities, Orders, SPIFs, and LinkedIn. Under TOOLS, there are links for eTypicals, Competitive Analysis, Side By Side Comparison, eSlicks, Dress, Render & Print, Case Studies, eCatalogs, Installer Search, and Finish Center. A 'CREATE NEW REQUEST' button is also visible.

Dashboard

The screenshot shows the main dashboard of the AIS DealerNet interface. It features a header with the AIS logo and navigation tabs for DASHBOARD, REQUESTS, TOOLS, and PRODUCT INFORMATION. The dashboard is divided into several sections: LATEST HAPPENINGS, RECENT ACTIVITY, and COMMON ACTIONS. The RECENT ACTIVITY section displays a grid of project cards with details such as project name, type, status, and estimated close date. A 'CREATE A NEW REQUEST' button is prominently displayed in the top right corner.

Feedback

Dashboard

The dashboard is the first page you will see after you log-in. You will be able to navigate to everything you need from this screen.

LATEST HAPPENINGS **RECENT ACTIVITY** [+ CREATE A NEW REQUEST](#)

AIS Promotes Mike Sofos to Design Engineering Manager
HUDSON, Massachusetts – January 21, 2015 – AIS announces the promotion of Mikes Sofos to Design
Jan 26, 2015 12:00 AM [read more >](#)

Dec
In the... why
we were awarded the MassEcon Economic Impact Gold
Jan 09, 2015 12:00 AM [read more >](#)

AIS Awarded 2014 Best Booth at Annual OFUSA Tradeshow
Hudson, MA – AIS receives the Best Booth award at the 2014 OFUSA tradeshow. This award is presented by
Nov 14, 2014 12:00 AM [read more >](#)

[View all news >](#)

This is your newsfeed

York Mississippi - York Pascagoula Type: Design Request Submitted: 01/28/15 Pending	York Mississippi - York Pascagoula Type: Opportunity Est.Close: 03/20/15 Open	New Test - New Test Type: Opportunity Est.Close: 04/30/15 Open	h - hhh Type: Opportunity Est.Close: 01/28/15 Open
Munic Union Type: Opportunity Est.Close: 06/30/15 Open	Munic Union Type: Opportunity Est.Close: 12/31/14 Open	Munic Union Type: Opportunity Est.Close: 02/20/15 Open	Munic Union Type: Opportunity Est.Close: 12/31/14 Open

All your recent activity will be listed here on the dashboard

click to view now!

COMMON ACTIONS

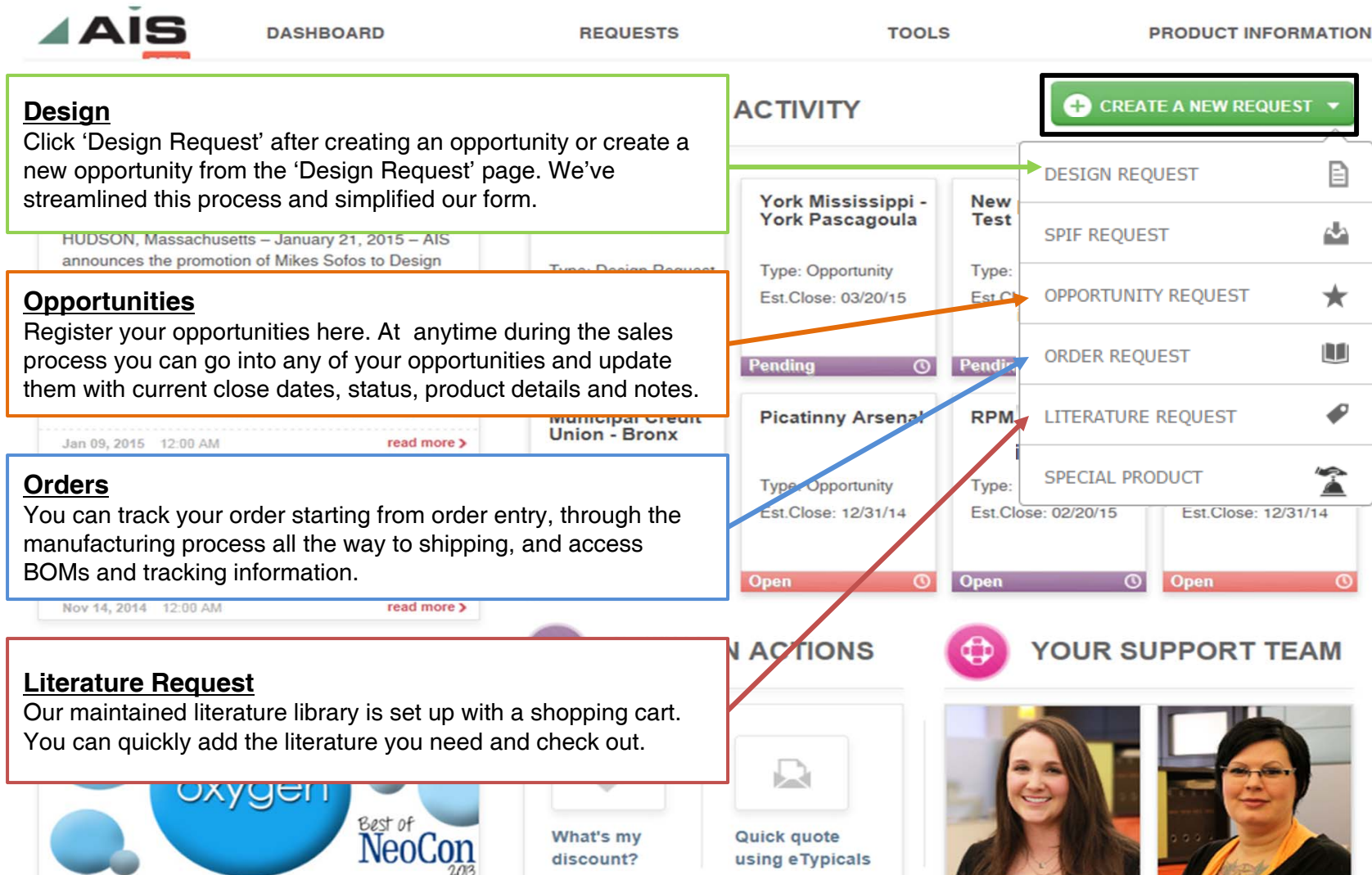
What's my discount?

Quick quote using eTypicals

YOUR SUPPORT TEAM

Feedback

Creating a New Request



The screenshot shows the AIS dashboard with a navigation bar (AIS, DASHBOARD, REQUESTS, TOOLS, PRODUCT INFORMATION) and an 'ACTIVITY' section. A 'CREATE A NEW REQUEST' button is highlighted with a black box. A dropdown menu is open, listing request types: DESIGN REQUEST, SPIF REQUEST, OPPORTUNITY REQUEST, ORDER REQUEST, LITERATURE REQUEST, and SPECIAL PRODUCT. Colored arrows point from callout boxes to these options: a green arrow to 'DESIGN REQUEST', an orange arrow to 'OPPORTUNITY REQUEST', a blue arrow to 'ORDER REQUEST', and a red arrow to 'LITERATURE REQUEST'. The dashboard also shows activity cards for 'York Mississippi - York Pascagoula', 'Picatinny Arsenal', and 'Municipal Credit Union - Bronx'.

Design
Click 'Design Request' after creating an opportunity or create a new opportunity from the 'Design Request' page. We've streamlined this process and simplified our form.

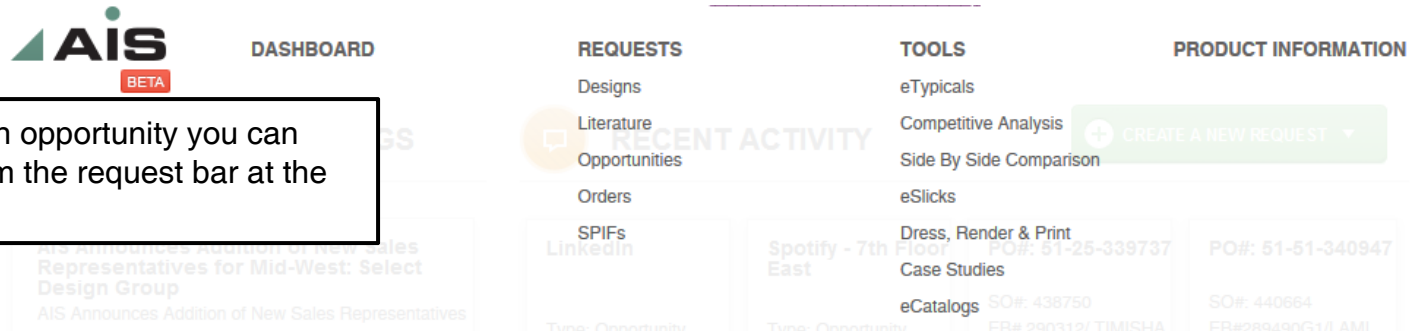
Opportunities
Register your opportunities here. At anytime during the sales process you can go into any of your opportunities and update them with current close dates, status, product details and notes.

Orders
You can track your order starting from order entry, through the manufacturing process all the way to shipping, and access BOMs and tracking information.

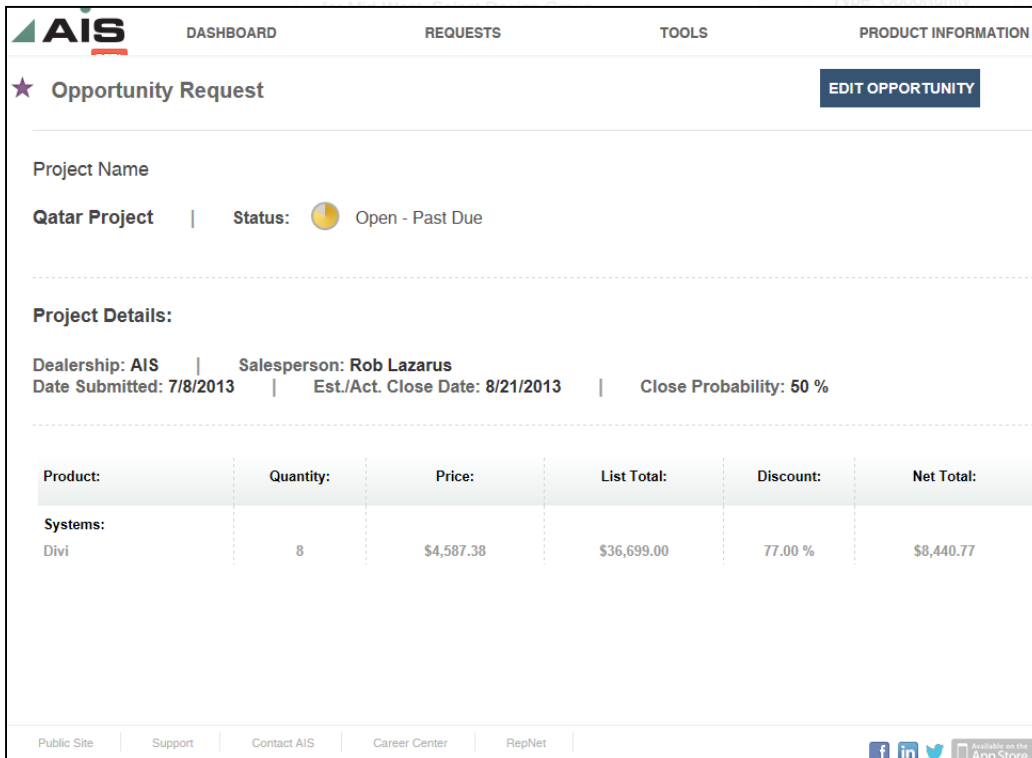
Literature Request
Our maintained literature library is set up with a shopping cart. You can quickly add the literature you need and check out.



Opportunity Requests



After you create an opportunity you can make updates from the request bar at the top of the page.



When you click 'Opportunities', you'll be directed to the opportunity details.

- Click on 'Edit Opportunity' on the top right corner to make edits.
- Remember to click 'Save' on the bottom of the page

Tools

Tools

Tools
From here you can select any of AIS' selling tools to help you be more competitive including design tools.



ETYPICALS

View typicals for all our products, along with a complete bill of materials and drawing files.

[DETAIL >](#)



SIDE BY SIDE COMPARISON

See how AIS stacks up against the competition!

[DETAIL >](#)



ESLICKS

Custom brochures at your fingertips with your dealer information.

[DETAIL >](#)



DRESS RENDER PRINT

Customize a station in minutes!

[DETAIL >](#)



CASE STUDY SUBMISSION

View our impressive list of actual customer installations and tell us about your satisfied clients.

[DETAIL >](#)



COMPETITIVE ANALYSIS

Compare the pricing of standard typicals from AIS and all the major manufacturers.

[DETAIL >](#)



INSTALLER SEARCH

Search AIS authorized installers by state or by zip code.

[DETAIL >](#)



ECATALOGS

View AIS eCatalogs.

[DETAIL >](#)



FINISH CENTER

View AIS finish options.

[DETAIL >](#)

Product Information

Matrix

Displaying: 1 - 8 of 23 Sorted by: Document title (A to Z)

Product Type

- Systems (85)
- Seating (18)
- Casegoods (48)

Product Name

- AO2 (14)
- Calibrate (5)
- Divi (25)
- Eden (1)
- Element (9)
- Harper (1)
- Infinity (1)
- Jiggy (1)
- Matrix (24)
- MWall (17)
- Otis (1)
- Shiloh (1)
- Sterling (2)
- Trix (1)

File Type

Language

Marketing

Presentations

Calibrate Matrix Panel Mounted Overheads (C-COMXHINSTALL)
description: Calibrate Matrix Panel Mounted Overheads (C-COMXHINSTALL)

LEED CI - Matrix
description: Information on how Matrix can help gain LEED credits.

LEED EB - Matrix
description: Information on how Matrix can help gain LEED EB credits.

LEED NC - Matrix
description: Information on how Matrix can help gain LEED NC credits.

Matrix - BIFMA Testing
description: Matrix BIFMA Testing

Matrix - How to Dress, Render & Print
description: A step-by-step guide to rendering a Matrix station.

Matrix - Main (P-MXINSTRUCT01)
description: Main Matrix Installation (P-MXINSTRUCT01)

Matrix Brochure
description: Matrix Brochure

PREV 1 2 3 NEXT SHOW 10

Product Information
Search the AIS library of documents, by entering a keyword or selecting the type of document that fits your criteria.

Feedback